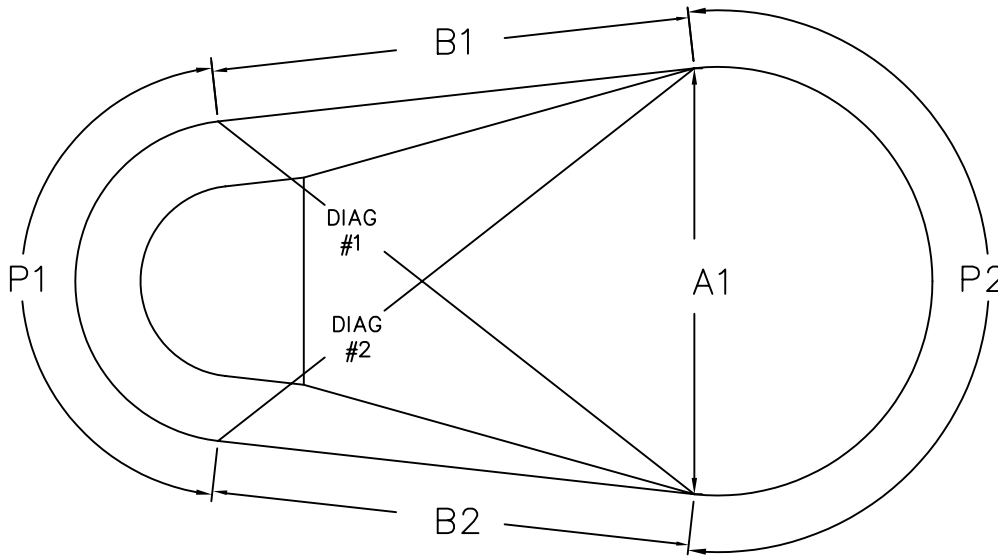


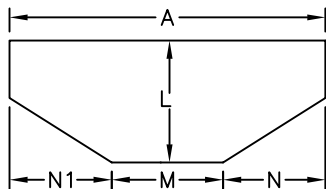
SOLD TO:		SHIP TO:	
ADDRESS:		ADDRESS:	
CITY/PROV:		CITY/PROV:	
POSTAL CODE:		POSTAL CODE:	
PH:	FAX:	PH:	CONTACT:
DATE:	PO:	TAG:	SHIP VIA:

PLEASE INDICATE STEP LOCATION
DIAGONAL MEASUREMENTS TO BE TAKE FROM 90° CORNER

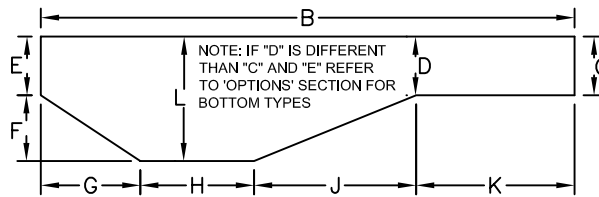


DIMENSIONS

A	
A1	
B	
B1	
B2	
C	
D	
E	
F	
G	
H	
J	
K	
L	
M	
N	
N1	
P1	
P2	



STANDING IN DEEP END
LOOKING TOWARDS SHALLOW END



Perimeter is mandatory for ALL pools

POOL PERIMETER _____

WALL PATTERN _____

FLOOR PATTERN _____

- GAUGE**
- 20 GAUGE
 - 27 GAUGE
 - 30 GAUGE
 - 40 GAUGE

- BEAD**
- SureFIT
 - STANDARD
 - STANDARD REVERSE
 - ROUND
 - OVERLAP _____

- PAD TYPE**
- SQUARE PAD
 - ROUND PAD

DIAG#1 _____

DIAG#2 _____

SPECIAL OPTIONS: (REFER TO OPTIONS SECTION FOR MORE DETAIL)

<input type="checkbox"/> VINYL COVER STEPS	<input type="checkbox"/> SAFETY LEDGE	<input type="checkbox"/> SHALLOW END COVE/DEEPER BREAKOFF	<input type="checkbox"/> NON-VINYL COVER STEP
<input type="checkbox"/> CONCAVE/CONVEX SLOPES	<input type="checkbox"/> WHITE STRIPE IN SHALLOW END	<input type="checkbox"/> CURVED SHALLOW END BREAKOFF LINE	REFER TO C POINT SHEETS

COMMENTS: