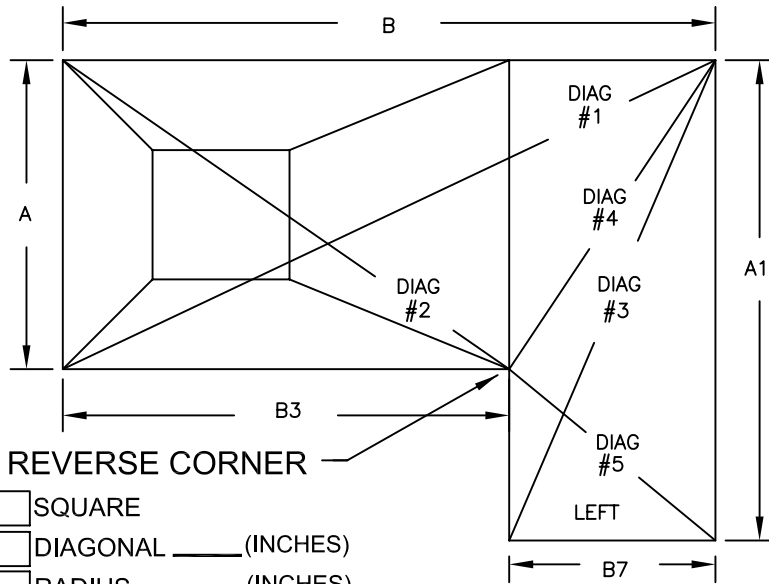
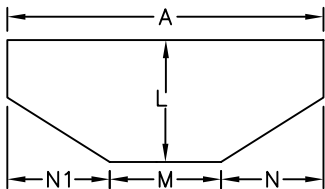


SOLD TO:		SHIP TO:	
ADDRESS:		ADDRESS:	
CITY/PROV:		CITY/PROV:	
POSTAL CODE:		POSTAL CODE:	
PH:	FAX:	PH:	CONTACT:
DATE REQUIRED:	PO:	TAG:	SHIP VIA:

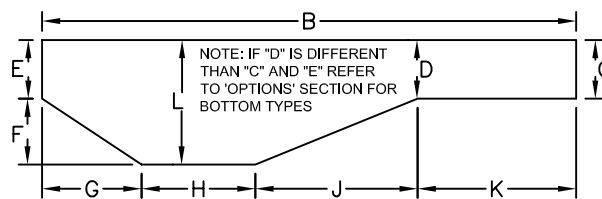
PLEASE INDICATE STEP LOCATION  
DIAGONAL MEASUREMENTS TO BE TAKE FROM 90° CORNER



- SQUARE
- DIAGONAL \_\_\_\_\_ (INCHES)
- RADIUS \_\_\_\_\_ (INCHES)



STANDING IN DEEP END  
LOOKING TOWARDS SHALLOW END



Perimeter is mandatory for ALL pools

POOL PERIMETER \_\_\_\_\_

DIMENSIONS	
A	
A1	
B	
B3	
B7	
C	
D	
E	
F	
G	
H	
J	
K	
L	
M	
N	
N1	
DIAG#1	
DIAG#2	
DIAG#3	
DIAG#4	
DIAG#5	

WALL PATTERN _____ FLOOR PATTERN _____	<b>GAUGE</b> <input type="checkbox"/> 20 GAUGE <input type="checkbox"/> 27 GAUGE <input type="checkbox"/> 30 GAUGE <input type="checkbox"/> 40 GAUGE	<b>BEAD</b> <input type="checkbox"/> SureFIT <input type="checkbox"/> STANDARD <input type="checkbox"/> STANDARD REVERSE <input type="checkbox"/> ROUND <input type="checkbox"/> OVERLAP _____	<b>CORNERS</b> <input type="checkbox"/> SQUARE <input type="checkbox"/> DIAGONAL <input type="checkbox"/> RADIUS 
---	--	---	---

SPECIAL OPTIONS: (REFER TO OPTIONS SECTION FOR MORE DETAIL)

<input type="checkbox"/> VINYL COVER STEPS	<input type="checkbox"/> SAFETY LEDGE	<input type="checkbox"/> SHALLOW END COVE/DEEPER BREAKOFF	<input type="checkbox"/> NON-VINYL COVER STEP REFER TO C POINT SHEETS
<input type="checkbox"/> CONCAVE/CONVEX SLOPES	<input type="checkbox"/> WHITE STRIPE IN SHALLOW END	<input type="checkbox"/> CURVED SHALLOW END BREAKOFF LINE	

COMMENTS: