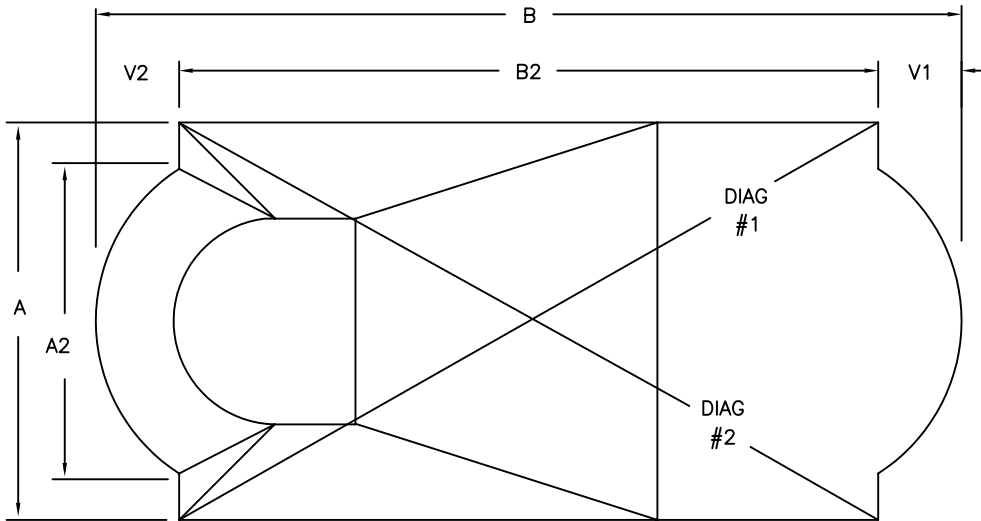
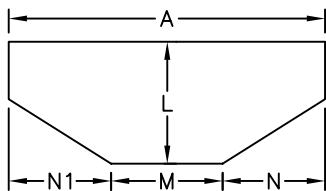


SOLD TO:		SHIP TO:	
ADDRESS:		ADDRESS:	
CITY/PROV:		CITY/PROV:	
POSTAL CODE:		POSTAL CODE:	
PH:	FAX:	PH:	CONTACT:
DATE REQUIRED:	PO:	TAG:	SHIP VIA:

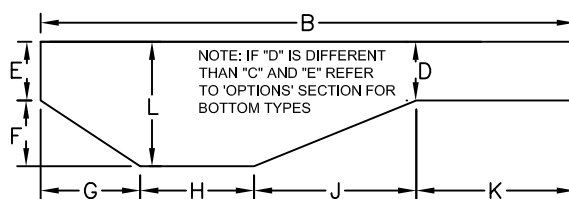
PLEASE INDICATE STEP LOCATION
DIAGONAL MEASUREMENTS TO BE TAKE FROM 90° CORNER



IS HOPPER PAD SQUARE? YES NO



STANDING IN DEEP END
LOOKING TOWARDS SHALLOW END



NOTE: IF "D" IS DIFFERENT THAN "C" AND "E" REFER TO 'OPTIONS' SECTION FOR BOTTOM TYPES

Perimeter is mandatory for ALL pools

POOL PERIMETER _____

DIMENSIONS	
A	
A2	
B	
B2	
C	
D	
E	
F	
G	
H	
J	
K	
L	
M	
N	
N1	
V1	
V2	
DIAG#1	
DIAG#2	

WALL PATTERN _____
FLOOR PATTERN _____

GAUGE	BEAD
<input type="checkbox"/> 20 GAUGE	<input type="checkbox"/> SureFIT
<input type="checkbox"/> 27 GAUGE	<input type="checkbox"/> STANDARD
<input type="checkbox"/> 30 GAUGE	<input type="checkbox"/> STANDARD REVERSE
<input type="checkbox"/> 40 GAUGE	<input type="checkbox"/> ROUND
	<input type="checkbox"/> OVERLAP _____

CORNERS		
<input type="checkbox"/> SQUARE	<input type="checkbox"/> DIAGONAL	<input type="checkbox"/> RADIUS
	DIAGONAL DISTANCE "	RADIUS (INCHES) "

SPECIAL OPTIONS: (REFER TO OPTIONS SECTION FOR MORE DETAIL)

<input type="checkbox"/> VINYL COVER STEPS	<input type="checkbox"/> SAFETY LEDGE	<input type="checkbox"/> SHALLOW END COVE/DEEPER BREAKOFF	<input type="checkbox"/> NON-VINYL COVER STEP
<input type="checkbox"/> CONCAVE/CONVEX SLOPES	<input type="checkbox"/> WHITE STRIPE IN SHALLOW END	<input type="checkbox"/> CURVED SHALLOW END BREAKOFF LINE	REFER TO C POINT SHEETS

COMMENTS: