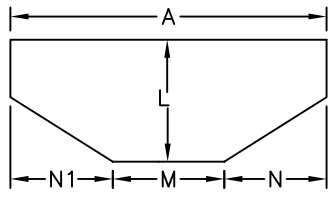
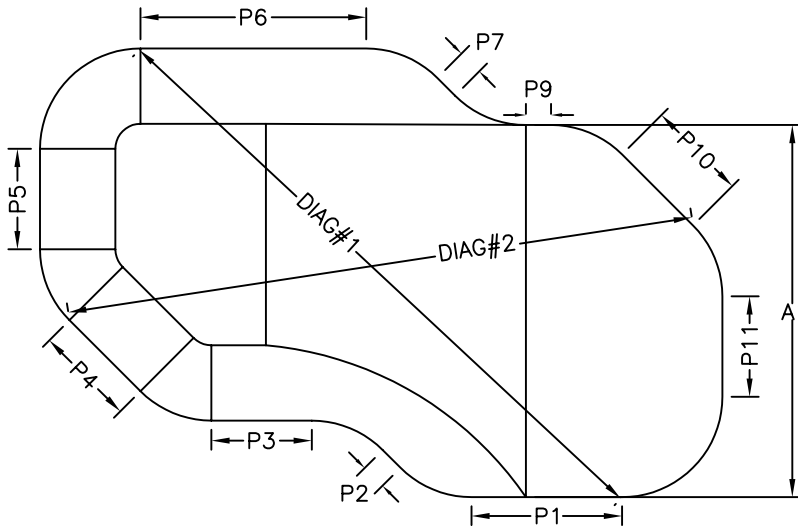


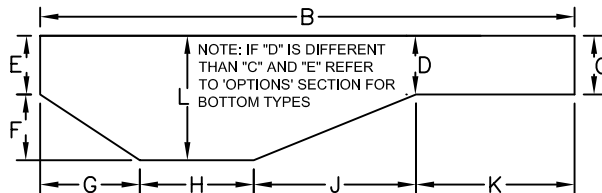
SOLD TO:		SHIP TO:	
ADDRESS:		ADDRESS:	
CITY/PROV:		CITY/PROV:	
POSTAL CODE:		POSTAL CODE:	
PH:	FAX:	PH:	CONTACT:
DATE REQUIRED:	PO:	TAG:	SHIP VIA:

PLEASE INDICATE STEP LOCATION

DIMENSIONS



STANDING IN DEEP END
LOOKING TOWARDS SHALLOW END



NOTE: IF "D" IS DIFFERENT THAN "C" AND "E" REFER TO 'OPTIONS' SECTION FOR BOTTOM TYPES

Perimeter is mandatory for ALL pools

POOL PERIMETER _____

DIAG#1

DIAG#2

A	
A1	
B	
C	
D	
E	
F	
G	
H	
J	
K	
L	
M	
N	
N1	
P1	
P2	
P3	
P4	
P5	
P6	
P7	
P9	
P10	
P11	

WALL PATTERN _____

FLOOR PATTERN _____

GAUGE

- 20 GAUGE
- 27 GAUGE
- 30 GAUGE
- 40 GAUGE

BEAD

- SureFIT
- STANDARD
- STANDARD REVERSE
- ROUND
- OVERLAP _____

CORNERS

- SQUARE
 - DIAGONAL
 - RADIUS
-

SPECIAL OPTIONS: (REFER TO OPTIONS SECTION FOR MORE DETAIL)

- VINYL COVER STEPS
- SAFETY LEDGE
- SHALLOW END COVE/DEEPER BREAKOFF
- NON-VINYL COVER STEP REFER TO C POINT SHEETS
- CONCAVE/CONVEX SLOPES
- WHITE STRIPE IN SHALLOW END
- CURVED SHALLOW END BREAKOFF LINE

COMMENTS: