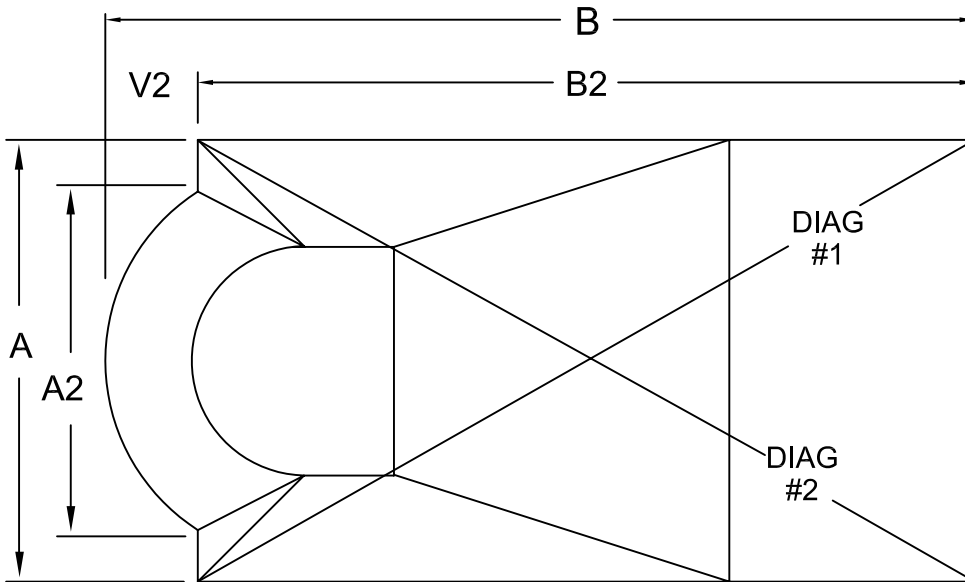
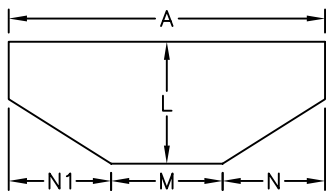


SOLD TO:		SHIP TO:	
ADDRESS:		ADDRESS:	
CITY/PROV:		CITY/PROV:	
POSTAL CODE:		POSTAL CODE:	
PH:	FAX:	PH:	CONTACT:
DATE REQUIRED:	PO:	TAG:	SHIP VIA:

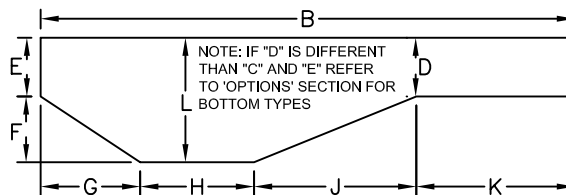
PLEASE INDICATE STEP LOCATION  
DIAGONAL MEASUREMENTS TO BE TAKE FROM 90° CORNER



IS HOPPER PAD SQUARE? YES  NO



STANDING IN DEEP END  
LOOKING TOWARDS SHALLOW END



NOTE: IF "D" IS DIFFERENT  
THAN "C" AND "E" REFER  
TO 'OPTIONS' SECTION FOR  
BOTTOM TYPES

Perimeter is mandatory for ALL pools

POOL PERIMETER \_\_\_\_\_

DIMENSIONS	
A	
A2	
B	
B2	
C	
D	
E	
F	
G	
H	
J	
K	
L	
M	
N	
N1	
V2	
DIAG#1	
DIAG#2	

WALL PATTERN \_\_\_\_\_  
FLOOR PATTERN \_\_\_\_\_

**GAUGE**

20 GAUGE  
 27 GAUGE  
 30 GAUGE  
 40 GAUGE

**BEAD**

SureFIT  
 STANDARD  
 STANDARD REVERSE  
 ROUND  
 OVERLAP \_\_\_\_\_

**CORNERS**

SQUARE  
 DIAGONAL  
 RADIUS

90°0'

DIAGONAL DISTANCE " " RADIUS (INCHES)

SPECIAL OPTIONS: (REFER TO OPTIONS SECTION FOR MORE DETAIL)

VINYL COVER STEPS     SAFETY LEDGE     SHALLOW END COVE/DEEPER BREAKOFF     NON-VINYL COVER STEP  
 CONCAVE/CONVEX SLOPES     WHITE STRIPE IN SHALLOW END     CURVED SHALLOW END BREAKOFF LINE    REFER TO C POINT SHEETS

COMMENTS: