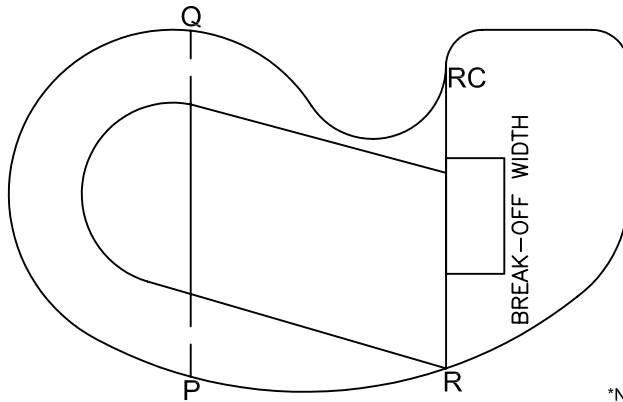


SOLD TO:		SHIP TO:	
ADDRESS:		ADDRESS:	
CITY/PROV:		CITY/PROV:	
POSTAL CODE:		POSTAL CODE:	
PH:	FAX:	PH:	CONTACT:
DATE REQUIRED:	PO:	TAG:	SHIP VIA:

PLEASE INDICATE STEP LOCATION

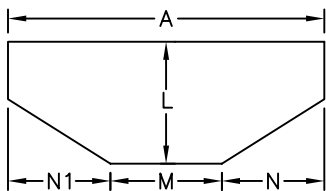


DIMENSIONS

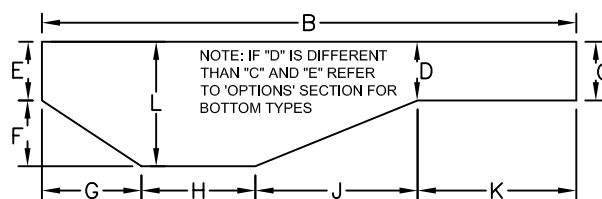
A	
B	
C	
D	
E	
F	
G	
H	
J	
K	
L	
M	
N	
N1	

- *NOTES:
- 1] Use Two tape measures at the same time.
 - 2] All measurements must be finished Horizontal and Vertical.
 - 3] Be accurate to at least 1/4".
 - 4] Stakes should be minimum 10' apart, preferred distance of 2/3 the overall length of the pool.

If A-B Stakes are placed in a different position than shown please indicate.



STANDING IN DEEP END
LOOKING TOWARDS SHALLOW END



Perimeter is mandatory for ALL pools

POOL PERIMETER _____

PLEASE USE A-B SHEET FOR YOUR A-B MEASUREMENTS

WALL PATTERN _____ FLOOR PATTERN _____	GAUGE <input type="checkbox"/> 20 GAUGE <input type="checkbox"/> 27 GAUGE <input type="checkbox"/> 30 GAUGE <input type="checkbox"/> 40 GAUGE	BEAD <input type="checkbox"/> SureFIT <input type="checkbox"/> STANDARD <input type="checkbox"/> STANDARD REVERSE <input type="checkbox"/> ROUND <input type="checkbox"/> OVERLAP _____	CORNERS <input type="checkbox"/> SQUARE <input type="checkbox"/> DIAGONAL <input type="checkbox"/> RADIUS
	SPECIAL OPTIONS: (REFER TO OPTIONS SECTION FOR MORE DETAIL) <input type="checkbox"/> VINYL COVER STEPS <input type="checkbox"/> SAFETY LEDGE <input type="checkbox"/> SHALLOW END COVE/DEEPER BREAKOFF <input type="checkbox"/> NON-VINYL COVER STEP <input type="checkbox"/> CONCAVE/CONVEX SLOPES <input type="checkbox"/> WHITE STRIPE IN SHALLOW END <input type="checkbox"/> CURVED SHALLOW END BREAKOFF LINE REFER TO C POINT SHEETS		

COMMENTS: