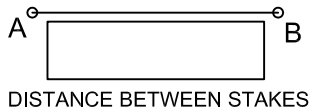
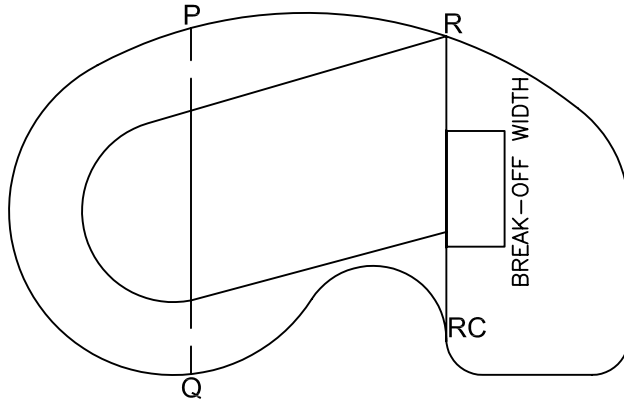


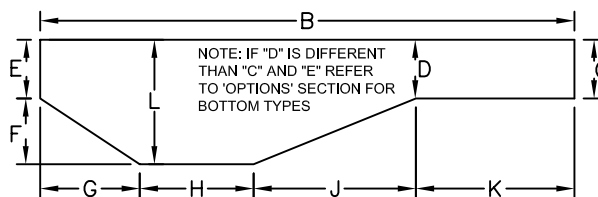
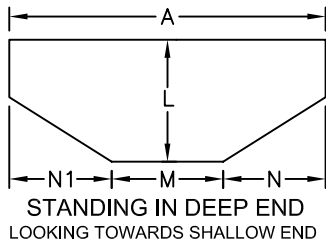
SOLD TO:		SHIP TO:	
ADDRESS:		ADDRESS:	
CITY/PROV:		CITY/PROV:	
POSTAL CODE:		POSTAL CODE:	
PH:	FAX:	PH:	CONTACT:
DATE REQUIRED:	PO:	TAG:	SHIP VIA:

PLEASE INDICATE STEP LOCATION



If A-B Stakes are placed in a different position than shown please indicate.

- *NOTES:
 1] Use Two tape measures at the same time.
 2] All measurements must be finished Horizontal and Vertical.
 3] Be accurate to at least 1/4".
 4] Stakes should be minimum 10' apart, preferred distance of 2/3 the overall length of the pool.



Perimeter is mandatory for ALL pools

POOL PERIMETER _____

PLEASE USE A-B SHEET FOR YOUR A-B MEASUREMENTS

DIMENSIONS	
A	
B	
C	
D	
E	
F	
G	
H	
J	
K	
L	
M	
N	
N1	

WALL PATTERN _____

FLOOR PATTERN _____

GAUGE

20 GAUGE
 27 GAUGE
 30 GAUGE
 40 GAUGE

BEAD

SureFIT
 STANDARD
 STANDARD REVERSE
 ROUND
 OVERLAP _____

CORNERS

SQUARE
 DIAGONAL
 RADIUS

DIAGONAL DISTANCE " " RADIUS (INCHES)

SPECIAL OPTIONS: (REFER TO OPTIONS SECTION FOR MORE DETAIL)

VINYL COVER STEPS SAFETY LEDGE SHALLOW END COVE/DEEPER BREAKOFF NON-VINYL COVER STEP REFER TO C POINT SHEETS

CONCAVE/CONVEX SLOPES WHITE STRIPE IN SHALLOW END CURVED SHALLOW END BREAKOFF LINE

COMMENTS: