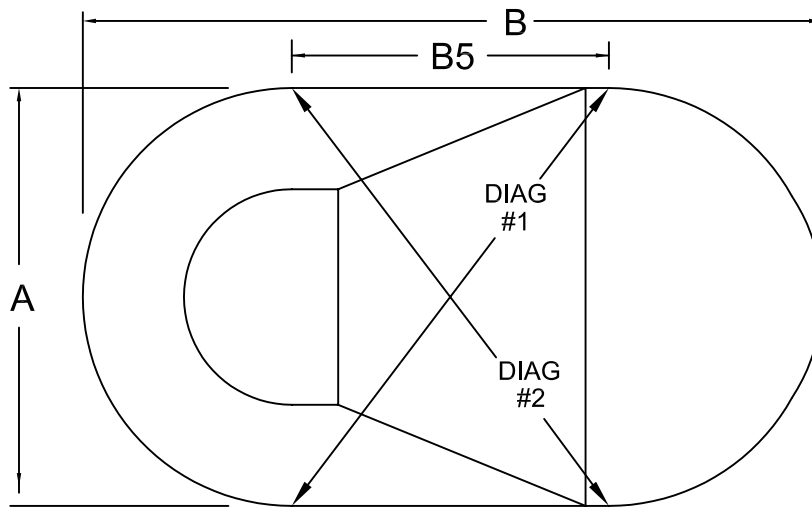


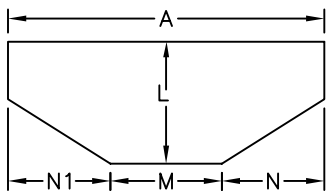
SOLD TO:		SHIP TO:	
ADDRESS:		ADDRESS:	
CITY/PROV:		CITY/PROV:	
POSTAL CODE:		POSTAL CODE:	
PH:	FAX:	PH:	CONTACT:
DATE REQUIRED:	PO:	TAG:	SHIP VIA:

PLEASE INDICATE STEP LOCATION
DIAGONAL MEASUREMENTS TO BE TAKE FROM 90° CORNER

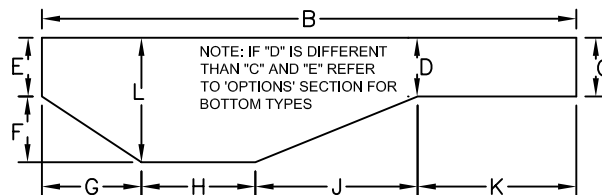


DIMENSIONS

A
B
B5
C
D
E
F
G
H
J
K
L
M
N
N1



STANDING IN DEEP END
LOOKING TOWARDS SHALLOW END



NOTE: IF "D" IS DIFFERENT
THAN "C" AND "E" REFER
TO 'OPTIONS' SECTION FOR
BOTTOM TYPES

Perimeter is mandatory for ALL pools

POOL PERIMETER _____

DIAG#1

DIAG#2

<p>WALL PATTERN _____</p> <p>FLOOR PATTERN _____</p>	<p>GAUGE</p> <input type="checkbox"/> 20 GAUGE <input type="checkbox"/> 27 GAUGE <input type="checkbox"/> 30 GAUGE <input type="checkbox"/> 40 GAUGE	<p>BEAD</p> <input type="checkbox"/> SureFIT <input type="checkbox"/> STANDARD <input type="checkbox"/> STANDARD REVERSE <input type="checkbox"/> ROUND <input type="checkbox"/> OVERLAP _____	<p>PAD TYPE</p> <input type="checkbox"/> GRECIAN PAD <input type="checkbox"/> ROUND PAD
--	--	---	---

SPECIAL OPTIONS: (REFER TO OPTIONS SECTION FOR MORE DETAIL)

- | | | | |
|--|--|---|--|
| <input type="checkbox"/> VINYL COVER STEPS | <input type="checkbox"/> SAFETY LEDGE | <input type="checkbox"/> SHALLOW END COVE/DEEPER BREAKOFF | <input type="checkbox"/> NON-VINYL COVER STEP
REFER TO C POINT SHEETS |
| <input type="checkbox"/> CONCAVE/CONVEX SLOPES | <input type="checkbox"/> WHITE STRIPE IN SHALLOW END | <input type="checkbox"/> CURVED SHALLOW END BREAKOFF LINE | |

COMMENTS: