

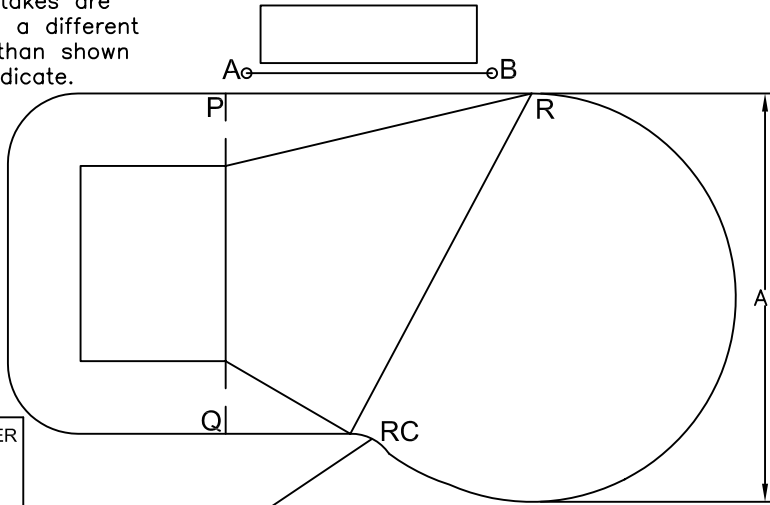
SOLD TO:		SHIP TO:	
ADDRESS:		ADDRESS:	
CITY/PROV:		CITY/PROV:	
POSTAL CODE:		POSTAL CODE:	
PH:	FAX:	PH:	CONTACT:
DATE REQUIRED:	PO:	TAG:	SHIP VIA:

PLEASE INDICATE STEP LOCATION

DIMENSIONS

If A-B Stakes are placed in a different position than shown please indicate.

DISTANCE BETWEEN STAKES



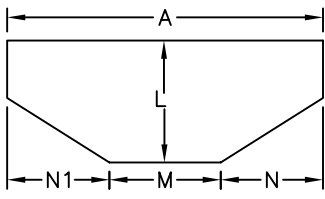
REVERSE CORNER

- 3" x 3" MITRED
- 5" x 5" MITRED
- 6" x 6" MITRED
- 12" x 12" MITRED
- 2' OF 2' RADIUS
- 3/2" OF 4' RADIUS
- OTHER \_\_\_\_\_

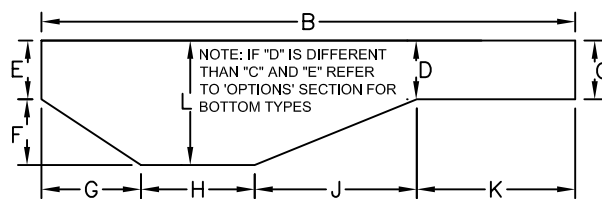
REVERSE CORNER  
SEE CHART

\*NOTES:

- 1] Use Two tape measures at the same time.
- 2] All measurements must be finished Horizontal and Vertical.
- 3] Be accurate to at least 1/4".
- 4] Stakes should be minimum 10' apart, preferred distance of 2/3 the overall length of the pool.



STANDING IN DEEP END  
LOOKING TOWARDS SHALLOW END



Perimeter is mandatory for ALL pools

POOL PERIMETER \_\_\_\_\_

PLEASE USE  
A-B SHEET FOR  
YOUR A-B MEASUREMENTS

A
A1
B
C
D
E
F
G
H
J
K
L
M
N
N1

WALL PATTERN \_\_\_\_\_

FLOOR PATTERN \_\_\_\_\_

**GAUGE**

- 20 GAUGE
- 27 GAUGE
- 30 GAUGE
- 40 GAUGE

**BEAD**

- SureFIT
- STANDARD
- STANDARD REVERSE
- ROUND
- OVERLAP \_\_\_\_\_

**CORNERS**

- SQUARE
- DIAGONAL
- RADIUS

SPECIAL OPTIONS: (REFER TO OPTIONS SECTION FOR MORE DETAIL)

- VINYL COVER STEPS
- SAFETY LEDGE
- SHALLOW END COVE/DEEPER BREAKOFF
- NON-VINYL COVER STEP REFER TO C POINT SHEETS
- CONCAVE/CONVEX SLOPES
- WHITE STRIPE IN SHALLOW END
- CURVED SHALLOW END BREAKOFF LINE

COMMENTS: \_\_\_\_\_

SHT# OL-LH 51