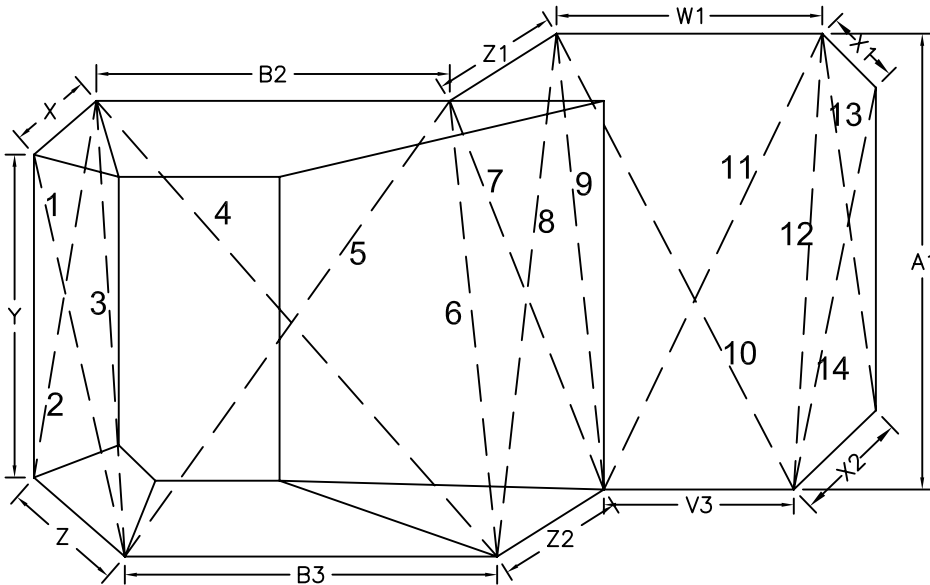


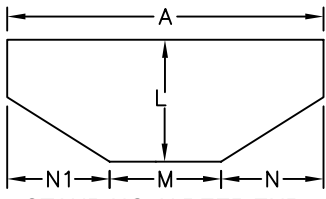
SOLD TO:		SHIP TO:	
ADDRESS:		ADDRESS:	
CITY/PROV:		CITY/PROV:	
POSTAL CODE:		POSTAL CODE:	
PH:	FAX:	PH:	CONTACT:
DATE REQUIRED:	PO:	TAG:	SHIP VIA:

PLEASE INDICATE STEP LOCATION
DIAGONAL MEASUREMENTS TO BE TAKE FROM 90° CORNER

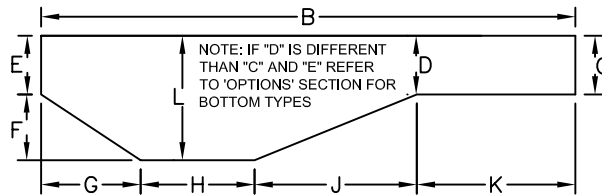


DIMENSIONS

A	
A1	
B	
B2	
B3	
C	
D	
E	
F	
G	
H	
J	
K	
L	
M	
N	
N1	
V3	
W1	
Y	
Z	
Z1	
Z2	
X	
X1	
X2	



STANDING IN DEEP END
LOOKING TOWARDS SHALLOW END



NOTE: IF "D" IS DIFFERENT THAN "C" AND "E" REFER TO 'OPTIONS' SECTION FOR BOTTOM TYPES

Perimeter is mandatory for ALL pools

POOL PERIMETER _____

WALL PATTERN _____ FLOOR PATTERN _____	GAUGE <input type="checkbox"/> 20 GAUGE <input type="checkbox"/> 27 GAUGE <input type="checkbox"/> 30 GAUGE <input type="checkbox"/> 40 GAUGE	BEAD <input type="checkbox"/> SureFIT <input type="checkbox"/> STANDARD <input type="checkbox"/> STANDARD REVERSE <input type="checkbox"/> ROUND <input type="checkbox"/> OVERLAP _____	PAD TYPE <input type="checkbox"/> GRECIAN PAD <input type="checkbox"/> SQUARE PAD
---	--	---	--

DIAGONALS	
1	
2	
3	
4	
5	
6	
7	
8	
9	
10	
11	
12	
13	
14	

SPECIAL OPTIONS: (REFER TO OPTIONS SECTION FOR MORE DETAIL)

<input type="checkbox"/> CONCAVE/CONVEX SLOPES	<input type="checkbox"/> SAFETY LEDGE
<input type="checkbox"/> SHALLOW END COVE/DEEPER BREAKOFF	<input type="checkbox"/> VINYL COVER STEPS
<input type="checkbox"/> CURVED SHALLOW END BREAKOFF LINE	<input type="checkbox"/> NON-VINYL COVER STEP
<input type="checkbox"/> WHITE STRIPE IN SHALLOW END	REFER TO C POINT SHEETS

COMMENTS:

SHT# OS-LH