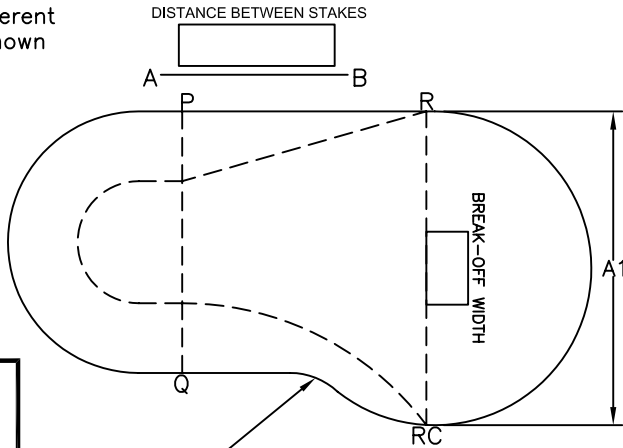


SOLD TO:		SHIP TO:	
ADDRESS:		ADDRESS:	
CITY/PROV:		CITY/PROV:	
POSTAL CODE:		POSTAL CODE:	
PH:	FAX:	PH:	CONTACT:
DATE REQUIRED:	PO:	TAG:	SHIP VIA:

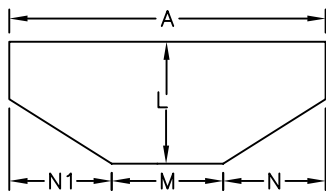
PLEASE INDICATE STEP LOCATION

If A-B Stakes are placed in a different position than shown please indicate.

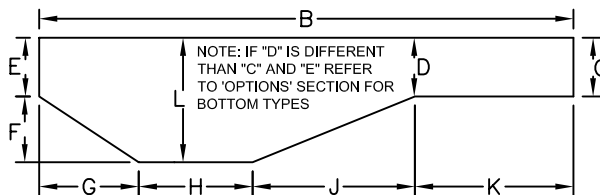


- REVERSE CORNER
- 3"X3" MITRE
  - 5"X5" MITRE
  - 6"X6" MITRE
  - 12"X12" MITRE
  - 24" RADIUS
  - 48" RADIUS
  - OTHER \_\_\_\_\_

- \*NOTES:
- 1] Use Two tape measures at the same time.
  - 2] All measurements must be finished Horizontal and Vertical.
  - 3] Be accurate to at least 1/4".
  - 4] Stakes should be minimum 10' apart, preferred distance of 2/3 the overall length of the pool.



STANDING IN DEEP END  
LOOKING TOWARDS SHALLOW END



NOTE: IF "D" IS DIFFERENT THAN "C" AND "E" REFER TO 'OPTIONS' SECTION FOR BOTTOM TYPES

Perimeter is mandatory for ALL pools

POOL PERIMETER \_\_\_\_\_

DIMENSIONS	
A	
A1	
B	
C	
D	
E	
F	
G	
H	
J	
K	
L	
M	
N	
N1	

WALL PATTERN \_\_\_\_\_

FLOOR PATTERN \_\_\_\_\_

GAUGE

- 20 GAUGE
- 27 GAUGE
- 30 GAUGE
- 40 GAUGE

BEAD

- SureFIT
- STANDARD
- STANDARD REVERSE
- ROUND
- OVERLAP \_\_\_\_\_

PLEASE USE A-B SHEET IN 'OPTIONS' SECTION FOR YOUR A-B MEASUREMENTS

SPECIAL OPTIONS: (REFER TO OPTIONS SECTION FOR MORE DETAIL)

- VINYL COVER STEPS
- SAFETY LEDGE
- SHALLOW END COVE/DEEPER BREAKOFF
- NON-VINYL COVER STEP REFER TO C POINT SHEETS
- CONCAVE/CONVEX SLOPES
- WHITE STRIPE IN SHALLOW END
- CURVED SHALLOW END BREAKOFF LINE

COMMENTS: