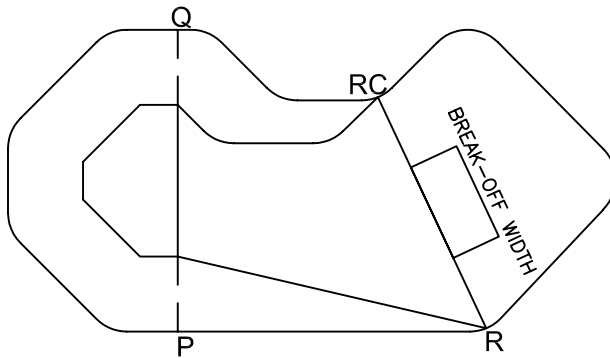


SOLD TO:		SHIP TO:	
ADDRESS:		ADDRESS:	
CITY/PROV:		CITY/PROV:	
POSTAL CODE:		POSTAL CODE:	
PH:	FAX:	PH:	CONTACT:
DATE REQUIRED:	PO:	TAG:	SHIP VIA:

PLEASE INDICATE STEP LOCATION

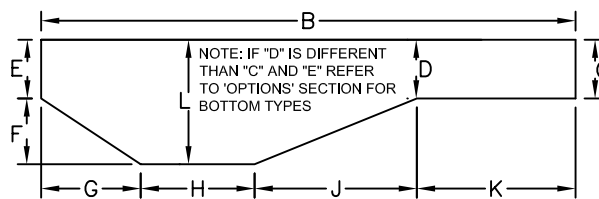
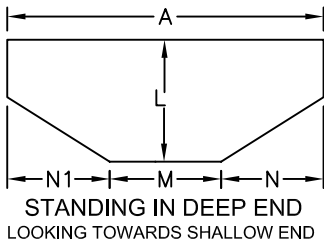


If A-B Stakes are placed in a different position than shown please indicate.

- *NOTES:
- 1] Use Two tape measures at the same time.
 - 2] All measurements must be finished Horizontal and Vertical.
 - 3] Be accurate to at least 1/4".
 - 4] Stakes should be minimum 10' apart, preferred distance of 2/3 the overall length of the pool.

DIMENSIONS

A	
B	
C	
D	
E	
F	
G	
H	
J	
K	
L	
M	
N	
N1	



Perimeter is mandatory for ALL pools

POOL PERIMETER _____

PLEASE USE A-B SHEET FOR YOUR A-B MEASUREMENTS

WALL PATTERN _____

FLOOR PATTERN _____

GAUGE

- 20 GAUGE
- 27 GAUGE
- 30 GAUGE
- 40 GAUGE

BEAD

- SureFIT
- STANDARD
- STANDARD REVERSE
- ROUND
- OVERLAP _____

CORNERS

- SQUARE
 - DIAGONAL
 - RADIUS
-

SPECIAL OPTIONS: (REFER TO OPTIONS SECTION FOR MORE DETAIL)

- VINYL COVER STEPS
- SAFETY LEDGE
- SHALLOW END COVE/DEEPER BREAKOFF
- NON-VINYL COVER STEP REFER TO C POINT SHEETS
- CONCAVE/CONVEX SLOPES
- WHITE STRIPE IN SHALLOW END
- CURVED SHALLOW END BREAKOFF LINE

COMMENTS: