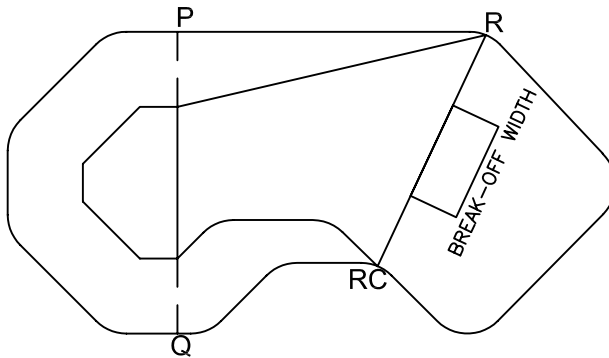


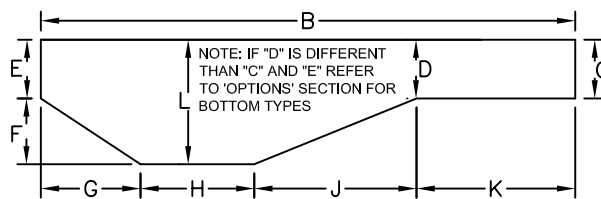
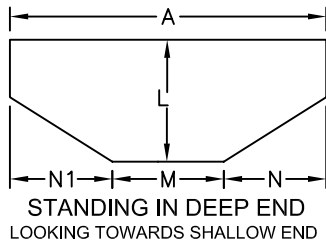
SOLD TO:		SHIP TO:	
ADDRESS:		ADDRESS:	
CITY/PROV:		CITY/PROV:	
POSTAL CODE:		POSTAL CODE:	
PH:	FAX:	PH:	CONTACT:
DATE REQUIRED:	PO:	TAG:	SHIP VIA:

PLEASE INDICATE STEP LOCATION



If A-B Stakes are placed in a different position than shown please indicate.

- \*NOTES:
- 1] Use Two tape measures at the same time.
  - 2] All measurements must be finished Horizontal and Vertical.
  - 3] Be accurate to at least 1/4".
  - 4] Stakes should be minimum 10' apart, preferred distance of 2/3 the overall length of the pool.



Perimeter is mandatory for ALL pools

POOL PERIMETER \_\_\_\_\_

PLEASE USE A-B SHEET FOR YOUR A-B MEASUREMENTS

DIMENSIONS	
A	
B	
C	
D	
E	
F	
G	
H	
J	
K	
L	
M	
N	
N1	

WALL PATTERN _____ FLOOR PATTERN _____	<b>GAUGE</b> <input type="checkbox"/> 20 GAUGE <input type="checkbox"/> 27 GAUGE <input type="checkbox"/> 30 GAUGE <input type="checkbox"/> 40 GAUGE	<b>BEAD</b> <input type="checkbox"/> SureFIT <input type="checkbox"/> STANDARD <input type="checkbox"/> STANDARD REVERSE <input type="checkbox"/> ROUND <input type="checkbox"/> OVERLAP _____	<b>CORNERS</b> <input type="checkbox"/> SQUARE <input type="checkbox"/> DIAGONAL <input type="checkbox"/> RADIUS 
---	--	---	---

SPECIAL OPTIONS: (REFER TO OPTIONS SECTION FOR MORE DETAIL)

<input type="checkbox"/> VINYL COVER STEPS	<input type="checkbox"/> SAFETY LEDGE	<input type="checkbox"/> SHALLOW END COVE/DEEPER BREAKOFF	<input type="checkbox"/> NON-VINYL COVER STEP REFER TO C POINT SHEETS
<input type="checkbox"/> CONCAVE/CONVEX SLOPES	<input type="checkbox"/> WHITE STRIPE IN SHALLOW END	<input type="checkbox"/> CURVED SHALLOW END BREAKOFF LINE	

COMMENTS: