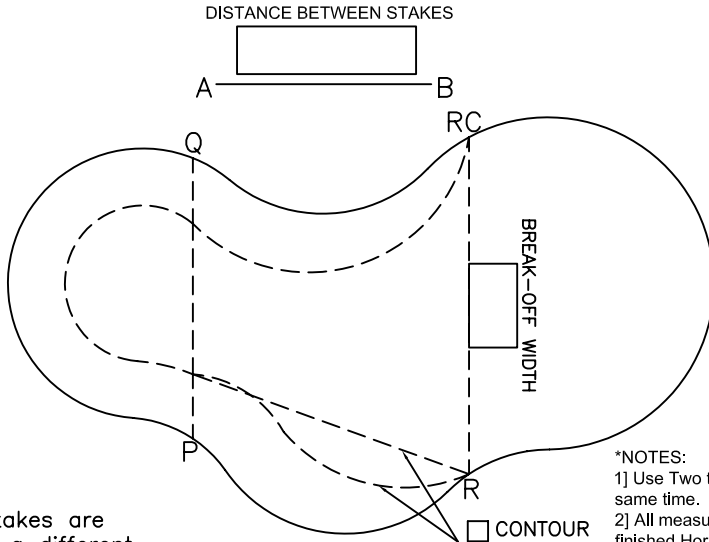


SOLD TO:		SHIP TO:	
ADDRESS:		ADDRESS:	
CITY/PROV:		CITY/PROV:	
POSTAL CODE:		POSTAL CODE:	
PH:	FAX:	PH:	CONTACT:
DATE REQUIRED:	PO:	TAG:	SHIP VIA:

PLEASE INDICATE STEP LOCATION

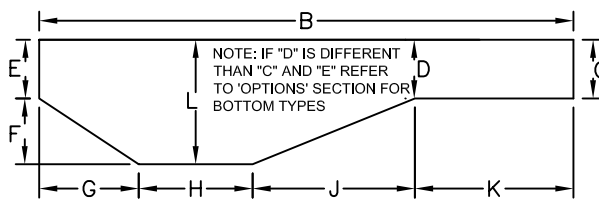
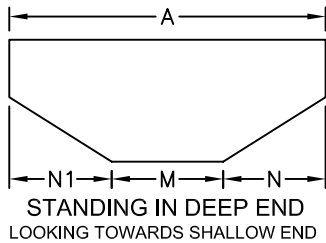
DIMENSIONS



If A-B Stakes are placed in a different position than shown please indicate.

CONTOUR
 STRAIGHT
PLEASE INDICATE SLOPE TYPE

- *NOTES:
1] Use Two tape measures at the same time.
2] All measurements must be finished Horizontal and Vertical.
3] Be accurate to at least 1/4".
4] Stakes should be minimum 10' apart, preferred distance of 2/3 the overall length of the pool.



Perimeter is mandatory for ALL pools

POOL PERIMETER _____

A	
B	
C	
D	
E	
F	
G	
H	
J	
K	
L	
M	
N	
N1	

WALL PATTERN _____
FLOOR PATTERN _____

GAUGE

- 20 GAUGE
 27 GAUGE
 30 GAUGE
 40 GAUGE

BEAD

- SureFIT
 STANDARD
 STANDARD REVERSE
 ROUND
 OVERLAP _____

PLEASE USE A-B SHEET IN 'OPTIONS' SECTION FOR YOUR A-B MEASUREMENTS

SPECIAL OPTIONS: (REFER TO OPTIONS SECTION FOR MORE DETAIL)

- VINYL COVER STEPS SAFETY LEDGE SHALLOW END COVE/DEEPER BREAKOFF NON-VINYL COVER STEP REFER TO C POINT SHEETS
 CONCAVE/CONVEX SLOPES WHITE STRIPE IN SHALLOW END CURVED SHALLOW END BREAKOFF LINE

COMMENTS: