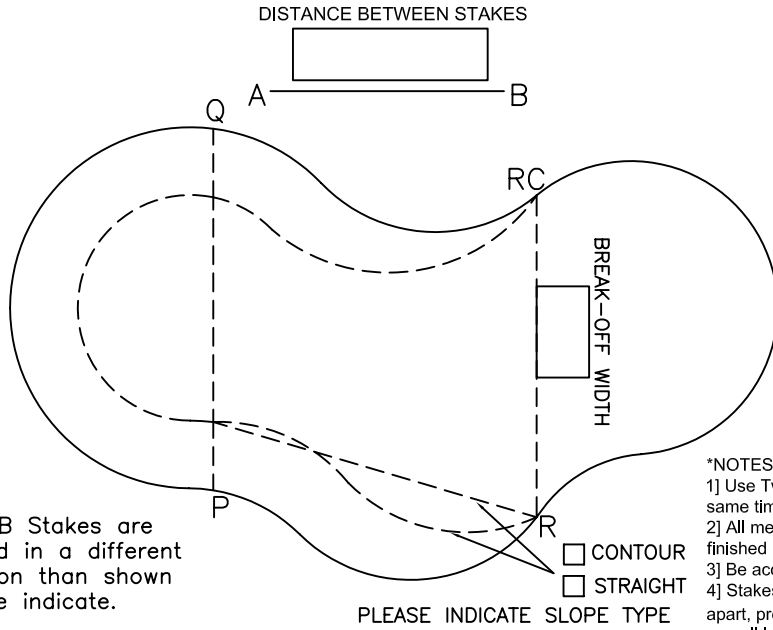


SOLD TO:		SHIP TO:	
ADDRESS:		ADDRESS:	
CITY/PROV:		CITY/PROV:	
POSTAL CODE:		POSTAL CODE:	
PH:	FAX:	PH:	CONTACT:
DATE REQUIRED:	PO:	TAG:	SHIP VIA:

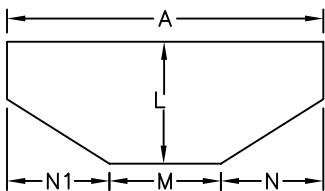
PLEASE INDICATE STEP LOCATION

DIMENSIONS

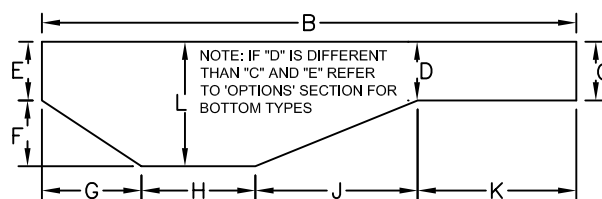


If A-B Stakes are placed in a different position than shown please indicate.

- *NOTES:
 1] Use Two tape measures at the same time.
 2] All measurements must be finished Horizontal and Vertical.
 3] Be accurate to at least 1/4".
 4] Stakes should be minimum 10' apart, preferred distance of 2/3 the overall length of the pool.



STANDING IN DEEP END
LOOKING TOWARDS SHALLOW END



Perimeter is mandatory for ALL pools

POOL PERIMETER _____

A
B
C
D
E
F
G
H
J
K
L
M
N
N1

WALL PATTERN _____

FLOOR PATTERN _____

GAUGE

- 20 GAUGE
 27 GAUGE
 30 GAUGE
 40 GAUGE

BEAD

- SureFIT
 STANDARD
 STANDARD REVERSE
 ROUND
 OVERLAP _____

PLEASE USE A-B SHEET IN 'OPTIONS' SECTION FOR YOUR A-B MEASUREMENTS

SPECIAL OPTIONS: (REFER TO OPTIONS SECTION FOR MORE DETAIL)

- VINYL COVER STEPS SAFETY LEDGE SHALLOW END COVE/DEEPER BREAKOFF NON-VINYL COVER STEP
 CONCAVE/CONVEX SLOPES WHITE STRIPE IN SHALLOW END CURVED SHALLOW END BREAKOFF LINE REFER TO C POINT SHEETS

COMMENTS: