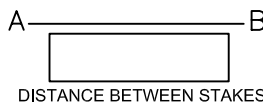
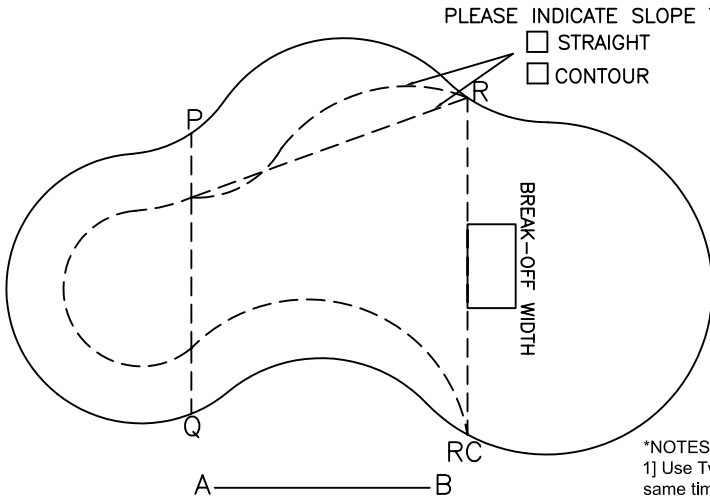


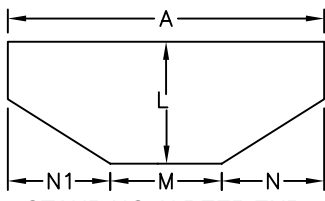
SOLD TO:		SHIP TO:	
ADDRESS:		ADDRESS:	
CITY/PROV:		CITY/PROV:	
POSTAL CODE:		POSTAL CODE:	
PH:	FAX:	PH:	CONTACT:
DATE REQUIRED:	PO:	TAG:	SHIP VIA:

PLEASE INDICATE STEP LOCATION

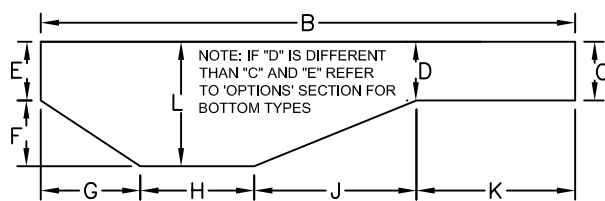


If A-B Stakes are placed in a different position than shown please indicate.

- \*NOTES:  
 1] Use Two tape measures at the same time.  
 2] All measurements must be finished Horizontal and Vertical.  
 3] Be accurate to at least 1/4".  
 4] Stakes should be minimum 10' apart, preferred distance of 2/3 the overall length of the pool.



STANDING IN DEEP END  
LOOKING TOWARDS SHALLOW END



NOTE: IF "D" IS DIFFERENT THAN "C" AND "E" REFER TO 'OPTIONS' SECTION FOR BOTTOM TYPES

Perimeter is mandatory for ALL pools

POOL PERIMETER \_\_\_\_\_

DIMENSIONS	
A	
B	
C	
D	
E	
F	
G	
H	
J	
K	
L	
M	
N	
N1	

WALL PATTERN \_\_\_\_\_

FLOOR PATTERN \_\_\_\_\_

**GAUGE**

20 GAUGE  
 27 GAUGE  
 30 GAUGE  
 40 GAUGE

**BEAD**

SureFIT  
 STANDARD  
 STANDARD REVERSE  
 ROUND  
 OVERLAP \_\_\_\_\_

PLEASE USE A-B SHEET IN 'OPTIONS' SECTION FOR YOUR A-B MEASUREMENTS

SPECIAL OPTIONS: (REFER TO OPTIONS SECTION FOR MORE DETAIL)

VINYL COVER STEPS     SAFETY LEDGE     SHALLOW END COVE/DEEPER BREAKOFF     NON-VINYL COVER STEP REFER TO C POINT SHEETS

CONCAVE/CONVEX SLOPES     WHITE STRIPE IN SHALLOW END     CURVED SHALLOW END BREAKOFF LINE

COMMENTS: