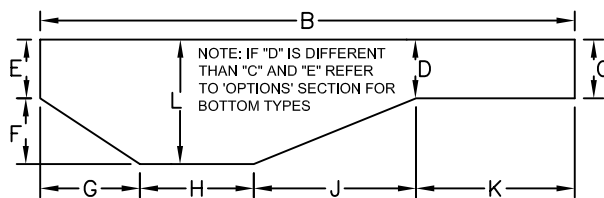
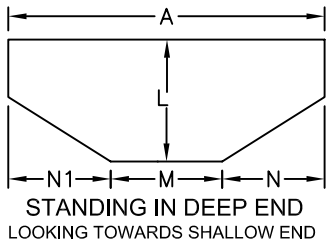
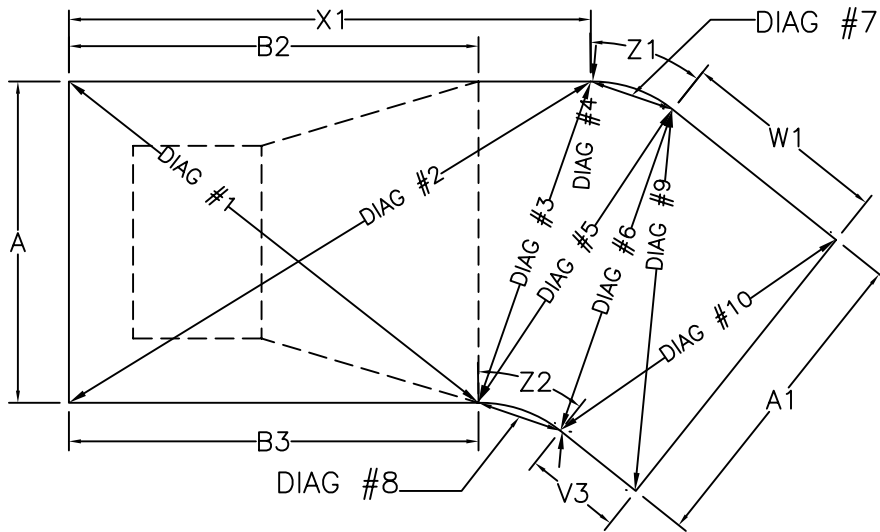


SOLD TO:		SHIP TO:	
ADDRESS:		ADDRESS:	
CITY/PROV:		CITY/PROV:	
POSTAL CODE:		POSTAL CODE:	
PH:	FAX:	PH:	CONTACT:
DATE REQUIRED:	PO:	TAG:	SHIP VIA:

PLEASE INDICATE STEP LOCATION
DIAGONAL MEASUREMENTS TO BE TAKE FROM 90° CORNER



DIMENSIONS

A	
A1	
B	
B2	
B3	
C	
D	
E	
F	
G	
H	
J	
K	
L	
M	
N	
N1	
T	
V3	
W1	
X1	
Z1	
Z2	

DIAGONALS	
DIAG#1	DIAG#6
DIAG#2	DIAG#7
DIAG#3	DIAG#8
DIAG#4	DIAG#9
DIAG#5	DIAG#10

Perimeter is mandatory for ALL pools

POOL PERIMETER _____

WALL PATTERN _____ FLOOR PATTERN _____	GAUGE <input type="checkbox"/> 20 GAUGE <input type="checkbox"/> 27 GAUGE <input type="checkbox"/> 30 GAUGE <input type="checkbox"/> 40 GAUGE	BEAD <input type="checkbox"/> SureFIT <input type="checkbox"/> STANDARD <input type="checkbox"/> STANDARD REVERSE <input type="checkbox"/> ROUND <input type="checkbox"/> OVERLAP _____	CORNERS <input type="checkbox"/> SQUARE <input type="checkbox"/> DIAGONAL <input type="checkbox"/> RADIUS
	SPECIAL OPTIONS: (REFER TO OPTIONS SECTION FOR MORE DETAIL) <input type="checkbox"/> VINYL COVER STEPS <input type="checkbox"/> SAFETY LEDGE <input type="checkbox"/> SHALLOW END COVE/DEEPER BREAKOFF <input type="checkbox"/> NON-VINYL COVER STEP <input type="checkbox"/> CONCAVE/CONVEX SLOPES <input type="checkbox"/> WHITE STRIPE IN SHALLOW END <input type="checkbox"/> CURVED SHALLOW END BREAKOFF LINE REFER TO C POINT SHEETS		

COMMENTS: