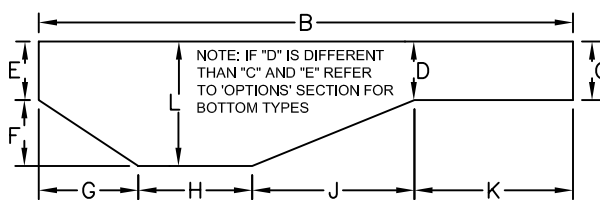
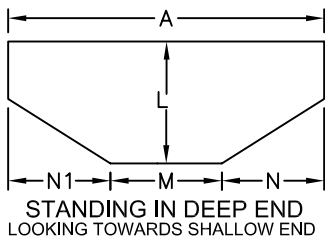
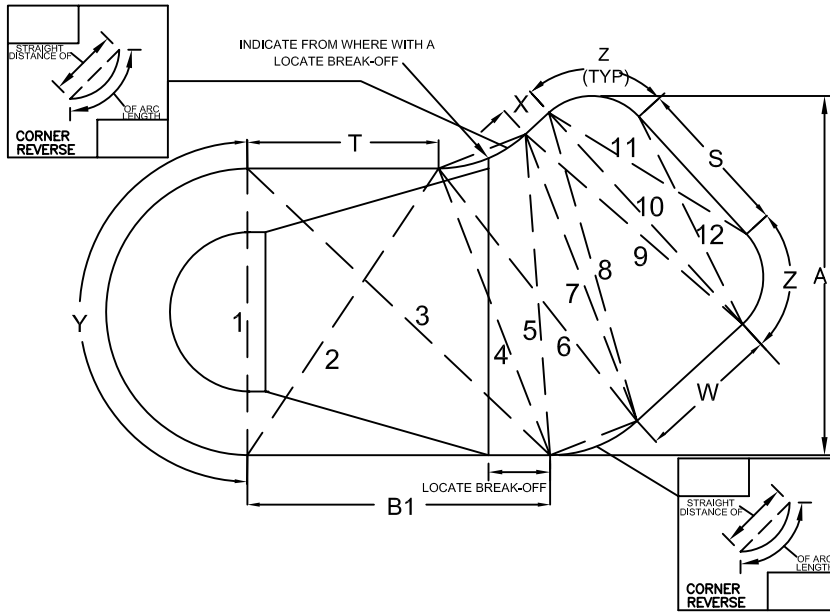


SOLD TO:		SHIP TO:	
ADDRESS:		ADDRESS:	
CITY/PROV:		CITY/PROV:	
POSTAL CODE:		POSTAL CODE:	
PH:	FAX:	PH:	CONTACT:
DATE REQUIRED:	PO:	TAG:	SHIP VIA:

PLEASE INDICATE STEP LOCATION
DIAGONAL MEASUREMENTS TO BE TAKE FROM 90° CORNER



DIMENSIONS

A	
A1	
B	
B1	
C	
D	
E	
F	
G	
H	
J	
K	
L	
M	
N	
N1	
W	
X	
Y	
Z	
S	
T	

DIAGONALS	
DIAG#1	DIAG#7
DIAG#2	DIAG#8
DIAG#3	DIAG#9
DIAG#4	DIAG#10
DIAG#5	DIAG#11
DIAG#6	DIAG#12

Perimeter is mandatory for ALL pools

POOL PERIMETER _____

<p>GAUGE</p> <input type="checkbox"/> 20 GAUGE <input type="checkbox"/> 27 GAUGE <input type="checkbox"/> 30 GAUGE <input type="checkbox"/> 40 GAUGE	<p>BEAD</p> <input type="checkbox"/> SureFIT <input type="checkbox"/> STANDARD <input type="checkbox"/> STANDARD REVERSE <input type="checkbox"/> ROUND <input type="checkbox"/> OVERLAP _____"	<p>CORNERS</p> <input type="checkbox"/> SQUARE <input type="checkbox"/> DIAGONAL <input type="checkbox"/> RADIUS
--	--	---

SPECIAL OPTIONS: (REFER TO OPTIONS SECTION FOR MORE DETAIL)

<input type="checkbox"/> VINYL COVER STEPS	<input type="checkbox"/> SAFETY LEDGE	<input type="checkbox"/> SHALLOW END COVE/DEEPER BREAKOFF	<input type="checkbox"/> NON-VINYL COVER STEP
<input type="checkbox"/> CONCAVE/CONVEX SLOPES	<input type="checkbox"/> WHITE STRIPE IN SHALLOW END	<input type="checkbox"/> CURVED SHALLOW END BREAKOFF LINE	REFER TO C POINT SHEETS

COMMENTS: _____

SHT# HI-RH 32