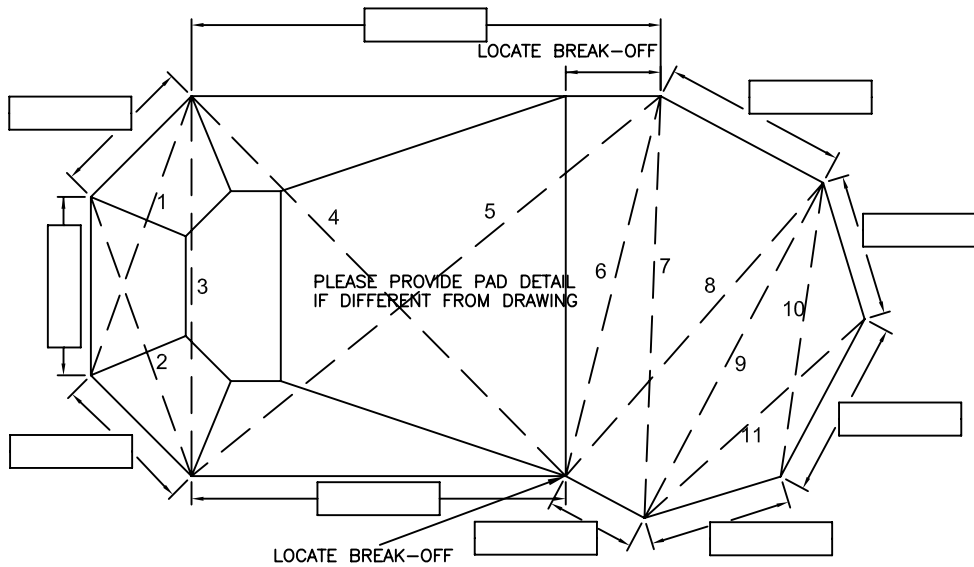


SOLD TO:		SHIP TO:	
ADDRESS:		ADDRESS:	
CITY/PROV:		CITY/PROV:	
POSTAL CODE:		POSTAL CODE:	
PH:	FAX:	PH:	CONTACT:
DATE REQUIRED:	PO:	TAG:	SHIP VIA:

PLEASE INDICATE STEP LOCATION  
DIAGONAL MEASUREMENTS TO BE TAKE FROM 90° CORNER

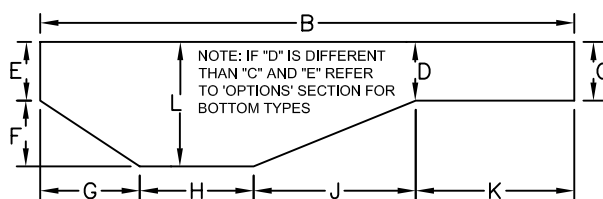
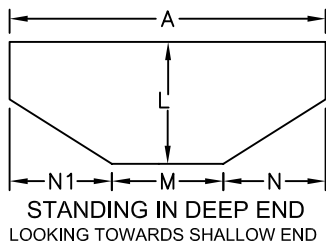


**DIMENSIONS**

A	
B	
C	
D	
E	
F	
G	
H	
J	
K	
L	
M	
N	
N1	

**DIAGONALS**

DIAG#1
DIAG#2
DIAG#3
DIAG#4
DIAG#5
DIAG#6
DIAG#7
DIAG#8
DIAG#9
DIAG#10
DIAG#11



Perimeter is mandatory for ALL pools

POOL PERIMETER \_\_\_\_\_

WALL PATTERN \_\_\_\_\_

FLOOR PATTERN \_\_\_\_\_

<b>GAUGE</b>	<b>BEAD</b>
<input type="checkbox"/> 20 GAUGE	<input type="checkbox"/> SureFIT
<input type="checkbox"/> 27 GAUGE	<input type="checkbox"/> STANDARD
<input type="checkbox"/> 30 GAUGE	<input type="checkbox"/> STANDARD REVERSE
<input type="checkbox"/> 40 GAUGE	<input type="checkbox"/> ROUND
	<input type="checkbox"/> OVERLAP _____

**PAD TYPE**

GRECIAN PAD

SQUARE PAD

SPECIAL OPTIONS: (REFER TO OPTIONS SECTION FOR MORE DETAIL)

<input type="checkbox"/> VINYL COVER STEPS	<input type="checkbox"/> SAFETY LEDGE	<input type="checkbox"/> SHALLOW END COVE/DEEPER BREAKOFF	<input type="checkbox"/> NON-VINYL COVER STEP
<input type="checkbox"/> CONCAVE/CONVEX SLOPES	<input type="checkbox"/> WHITE STRIPE IN SHALLOW END	<input type="checkbox"/> CURVED SHALLOW END BREAKOFF LINE	REFER TO C POINT SHEETS

COMMENTS: \_\_\_\_\_

SHT# LA-LH 29