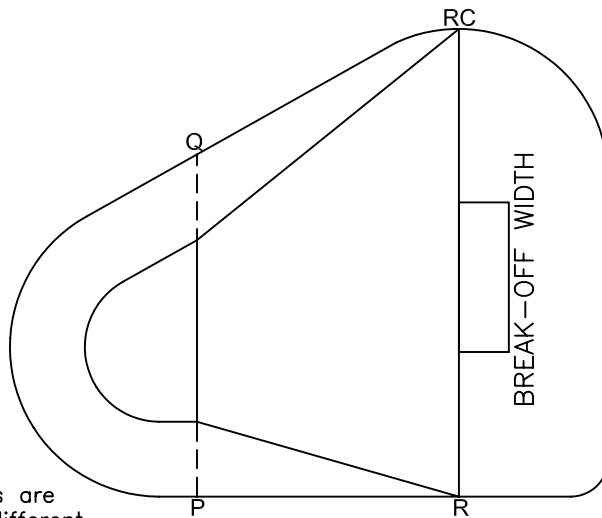



SOLD TO:		SHIP TO:	
ADDRESS:		ADDRESS:	
CITY/PROV:		CITY/PROV:	
POSTAL CODE:		POSTAL CODE:	
PH:	FAX:	PH:	CONTACT:
DATE REQUIRED:	PO:	TAG:	SHIP VIA:

PLEASE INDICATE STEP LOCATION

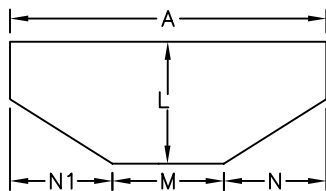
DIMENSIONS

DISTANCE BETWEEN STAKES

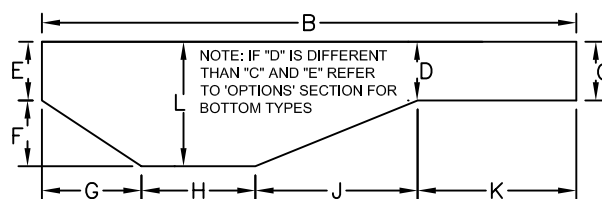


- \*NOTES:  
 1) Use Two tape measures at the same time.  
 2) All measurements must be finished Horizontal and Vertical.  
 3) Be accurate to at least 1/4".  
 4) Stakes should be minimum 10' apart, preferred distance of 2/3 the overall length of the pool.

If A-B Stakes are placed in a different position than shown please indicate.



STANDING IN DEEP END  
LOOKING TOWARDS SHALLOW END



Perimeter is mandatory for ALL pools

POOL PERIMETER \_\_\_\_\_

A	
B	
C	
D	
E	
F	
G	
H	
J	
K	
L	
M	
N	
N1	

WALL PATTERN \_\_\_\_\_  
 FLOOR PATTERN \_\_\_\_\_

<b>GAUGE</b>	<b>BEAD</b>
<input type="checkbox"/> 20 GAUGE	<input type="checkbox"/> SureFIT
<input type="checkbox"/> 27 GAUGE	<input type="checkbox"/> STANDARD
<input type="checkbox"/> 30 GAUGE	<input type="checkbox"/> STANDARD REVERSE
<input type="checkbox"/> 40 GAUGE	<input type="checkbox"/> ROUND
	<input type="checkbox"/> OVERLAP _____"

PLEASE USE A-B SHEET IN 'OPTIONS' SECTION FOR YOUR A-B MEASUREMENTS

SPECIAL OPTIONS: (REFER TO OPTIONS SECTION FOR MORE DETAIL)

<input type="checkbox"/> VINYL COVER STEPS	<input type="checkbox"/> SAFETY LEDGE	<input type="checkbox"/> SHALLOW END COVE/DEEPER BREAKOFF	<input type="checkbox"/> NON-VINYL COVER STEP
<input type="checkbox"/> CONCAVE/CONVEX SLOPES	<input type="checkbox"/> WHITE STRIPE IN SHALLOW END	<input type="checkbox"/> CURVED SHALLOW END BREAKOFF LINE	REFER TO C POINT SHEETS

COMMENTS: