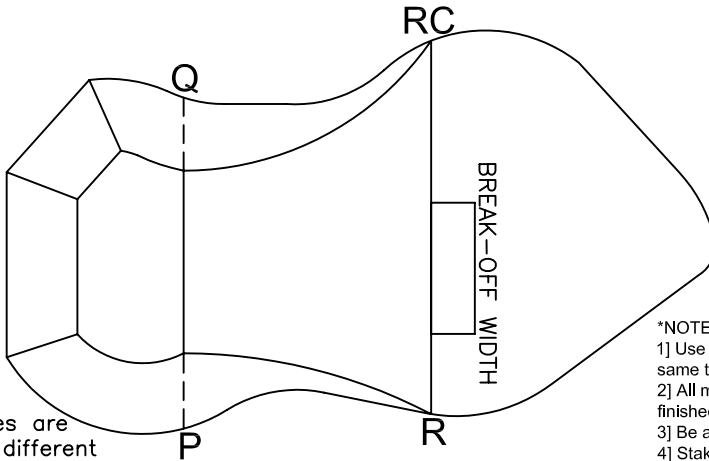



SOLD TO:		SHIP TO:	
ADDRESS:		ADDRESS:	
CITY/PROV:		CITY/PROV:	
POSTAL CODE:		POSTAL CODE:	
PH:	FAX:	PH:	CONTACT:
DATE: REQUIRED:	PO:	TAG:	SHIP VIA:

PLEASE INDICATE STEP LOCATION

DISTANCE BETWEEN STAKES

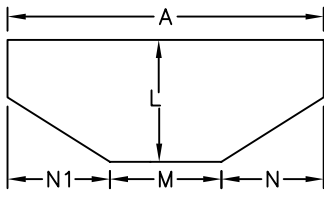


If A-B Stakes are placed in a different position than shown please indicate.

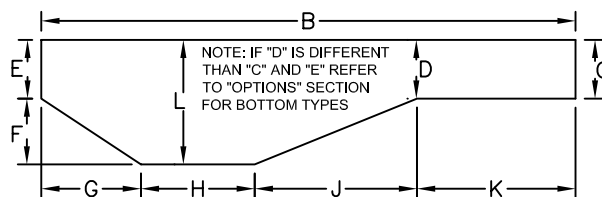
- \*NOTES:  
 1) Use Two tape measures at the same time.  
 2) All measurements must be finished Horizontal and Vertical.  
 3) Be accurate to at least 1/4".  
 4) Stakes should be minimum 10' apart, preferred distance of 2/3 the overall length of the pool.

DIMENSIONS

A	
B	
C	
D	
E	
F	
G	
H	
J	
K	
L	
M	
N	
N1	



STANDING IN DEEP END  
LOOKING TOWARDS SHALLOW END



NOTE: IF "D" IS DIFFERENT THAN "C" AND "E" REFER TO "OPTIONS" SECTION FOR BOTTOM TYPES

Perimeter is mandatory for ALL pools

POOL PERIMETER \_\_\_\_\_

WALL PATTERN \_\_\_\_\_

FLOOR PATTERN \_\_\_\_\_

**GAUGE**

- 20 GAUGE
- 27 GAUGE
- 30 GAUGE
- 40 GAUGE

**BEAD**

- SureFIT
- STANDARD
- STANDARD REVERSE
- ROUND
- OVERLAP \_\_\_\_\_"

PLEASE USE A-B SHEET IN 'OPTIONS' SECTION FOR YOUR A-B MEASUREMENTS

SPECIAL OPTIONS: (REFER TO OPTIONS SECTION FOR MORE DETAIL)

- VINYL COVER STEPS
- SAFETY LEDGE
- SHALLOW END COVE/DEEPER BREAKOFF
- NON-VINYL COVER STEP REFER TO C POINT SHEETS
- CONCAVE/CONVEX SLOPES
- WHITE STRIPE IN SHALLOW END
- CURVED SHALLOW END BREAKOFF LINE

COMMENTS: