

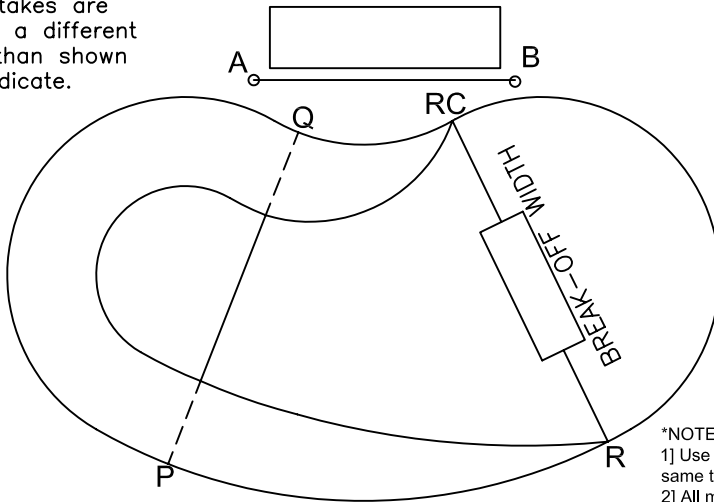
SOLD TO:		SHIP TO:	
ADDRESS:		ADDRESS:	
CITY/PROV:		CITY/PROV:	
POSTAL CODE:		POSTAL CODE:	
PH:	FAX:	PH:	CONTACT:
DATE: REQUIRED:	PO:	TAG:	SHIP VIA:

PLEASE INDICATE STEP LOCATION

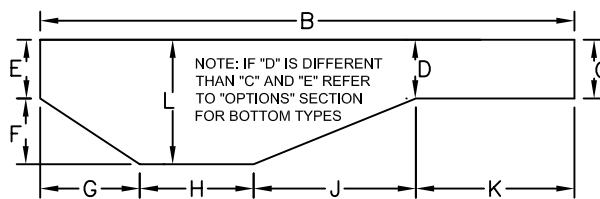
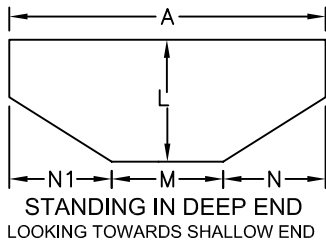
DIMENSIONS

If A-B Stakes are placed in a different position than shown please indicate.

DISTANCE BETWEEN STAKES



- \*NOTES:  
 1] Use Two tape measures at the same time.  
 2] All measurements must be finished Horizontal and Vertical.  
 3] Be accurate to at least 1/4".  
 4] Stakes should be minimum 10' apart, preferred distance of 2/3 the overall length of the pool.



Perimeter is mandatory for ALL pools

POOL PERIMETER \_\_\_\_\_

A	
B	
C	
D	
E	
F	
G	
H	
J	
K	
L	
M	
N	
N1	

WALL PATTERN \_\_\_\_\_  
 FLOOR PATTERN \_\_\_\_\_

- GAUGE**
- 20 GAUGE
  - 27 GAUGE
  - 30 GAUGE
  - 40 GAUGE
- BEAD**
- SureFIT
  - STANDARD
  - STANDARD REVERSE
  - ROUND
  - OVERLAP \_\_\_\_\_"

PLEASE USE A-B SHEET IN 'OPTIONS' SECTION FOR YOUR A-B MEASUREMENTS

- SPECIAL OPTIONS: (REFER TO OPTIONS SECTION FOR MORE DETAIL)
- VINYL COVER STEPS
  - SAFETY LEDGE
  - SHALLOW END COVE/DEEPER BREAKOFF
  - NON-VINYL COVER STEP REFER TO C POINT SHEETS
  - CONCAVE/CONVEX SLOPES
  - WHITE STRIPE IN SHALLOW END
  - CURVED SHALLOW END BREAKOFF LINE

COMMENTS: