


SOLD TO:		SHIP TO:	
ADDRESS:		ADDRESS:	
CITY/PROV:		CITY/PROV:	
POSTAL CODE:		POSTAL CODE:	
PH:	FAX:	PH:	CONTACT:
DATE: REQUIRED:	PO:	TAG:	SHIP VIA:

PLEASE INDICATE STEP LOCATION

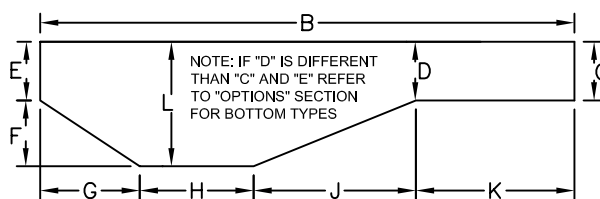
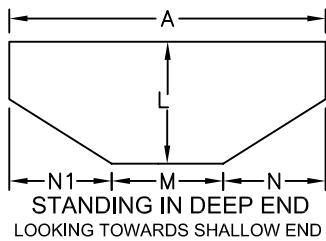
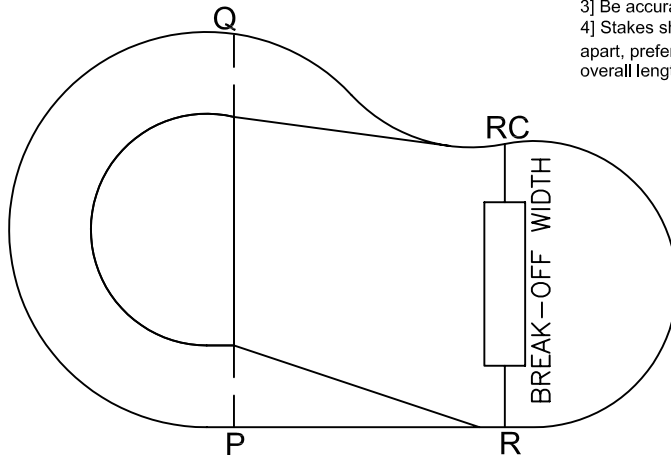
DIMENSIONS

If A-B Stakes are placed in a different position than shown please indicate.

DISTANCE BETWEEN STAKES



- \*NOTES:  
 1) Use Two tape measures at the same time.  
 2) All measurements must be finished Horizontal and Vertical.  
 3) Be accurate to at least 1/4".  
 4) Stakes should be minimum 10' apart, preferred distance of 2/3 the overall length of the pool.



Perimeter is mandatory for ALL pools

POOL PERIMETER \_\_\_\_\_

A

B

C

D

E

F

G

H

J

K

L

M

N

N1

WALL PATTERN

FLOOR PATTERN

GAUGE

- 20 GAUGE
- 27 GAUGE
- 30 GAUGE
- 40 GAUGE

BEAD

- SureFIT
- STANDARD
- STANDARD REVERSE
- ROUND
- OVERLAP \_\_\_\_\_"

PLEASE USE A-B SHEET IN 'OPTIONS' SECTION FOR YOUR A-B MEASUREMENTS

SPECIAL OPTIONS: (REFER TO OPTIONS SECTION FOR MORE DETAIL)

- VINYL COVER STEPS
- SAFETY LEDGE
- SHALLOW END COVE/DEEPER BREAKOFF
- NON-VINYL COVER STEP REFER TO C POINT SHEETS
- CONCAVE/CONVEX SLOPES
- WHITE STRIPE IN SHALLOW END
- CURVED SHALLOW END BREAKOFF LINE

COMMENTS: