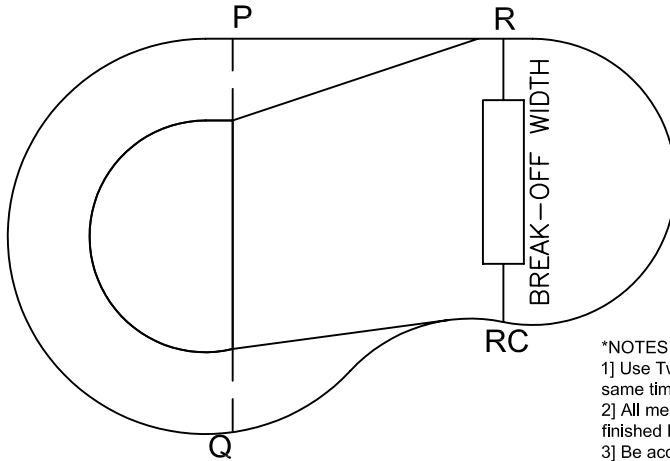


SOLD TO:		SHIP TO:	
ADDRESS:		ADDRESS:	
CITY/PROV:		CITY/PROV:	
POSTAL CODE:		POSTAL CODE:	
PH:	FAX:	PH:	CONTACT:
DATE: REQUIRED:	PO:	TAG:	SHIP VIA:


PLEASE INDICATE STEP LOCATION

DIMENSIONS

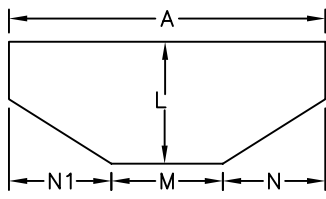


- *NOTES:
 1] Use Two tape measures at the same time.
 2] All measurements must be finished Horizontal and Vertical.
 3] Be accurate to at least 1/4".
 4] Stakes should be minimum 10' apart, preferred distance of 2/3 the overall length of the pool.

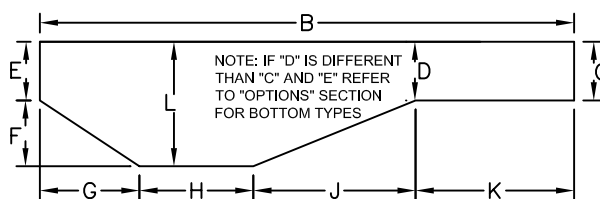
If A-B Stakes are placed in a different position than shown please indicate.



DISTANCE BETWEEN STAKES



STANDING IN DEEP END
LOOKING TOWARDS SHALLOW END



NOTE: IF "D" IS DIFFERENT THAN "C" AND "E" REFER TO "OPTIONS" SECTION FOR BOTTOM TYPES

Perimeter is mandatory for ALL pools

POOL PERIMETER _____

A	
B	
C	
D	
E	
F	
G	
H	
J	
K	
L	
M	
N	
N1	

WALL PATTERN _____

FLOOR PATTERN _____

GAUGE

20 GAUGE

27 GAUGE

30 GAUGE

40 GAUGE

BEAD

SureFIT

STANDARD

STANDARD REVERSE

ROUND

OVERLAP _____"

PLEASE USE A-B SHEET IN 'OPTIONS' SECTION FOR YOUR A-B MEASUREMENTS

SPECIAL OPTIONS: (REFER TO OPTIONS SECTION FOR MORE DETAIL)

VINYL COVER STEPS SAFETY LEDGE SHALLOW END COVE/DEEPER BREAKOFF NON-VINYL COVER STEP REFER TO C POINT SHEETS

CONCAVE/CONVEX SLOPES WHITE STRIPE IN SHALLOW END CURVED SHALLOW END BREAKOFF LINE

COMMENTS: